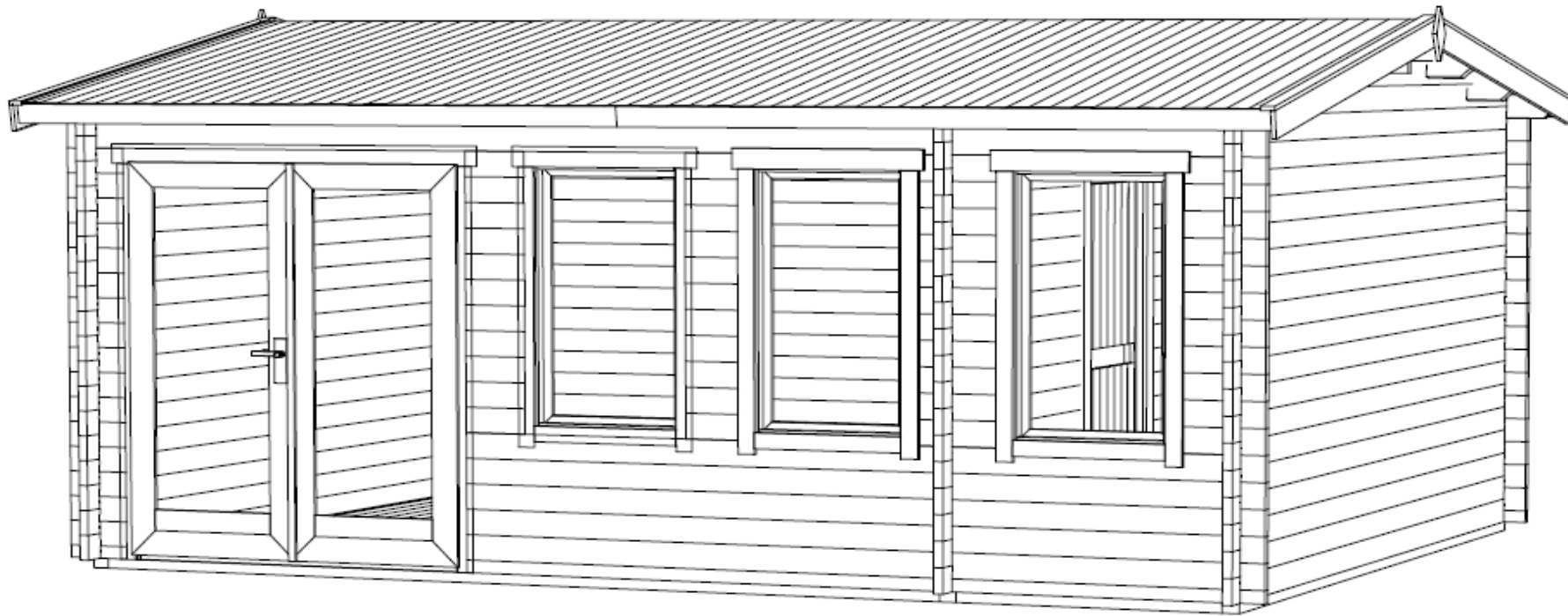
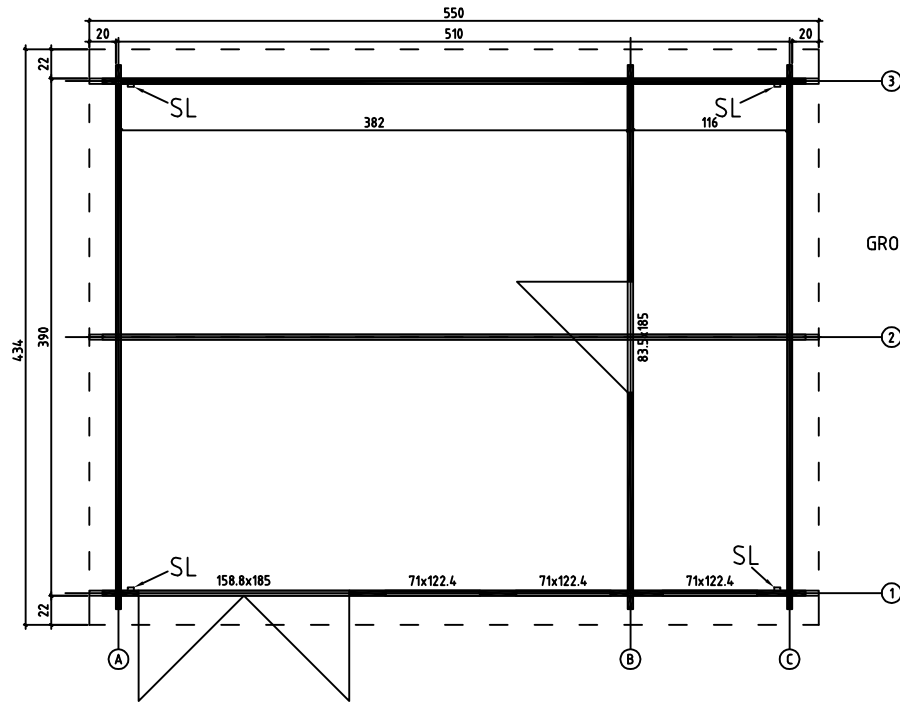
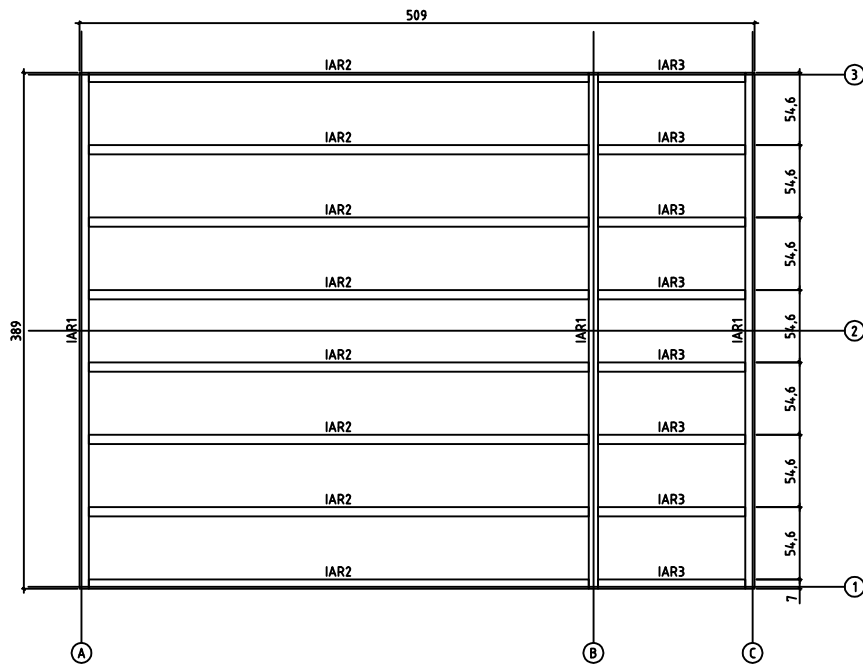


Art.Nr. 402411
1/8

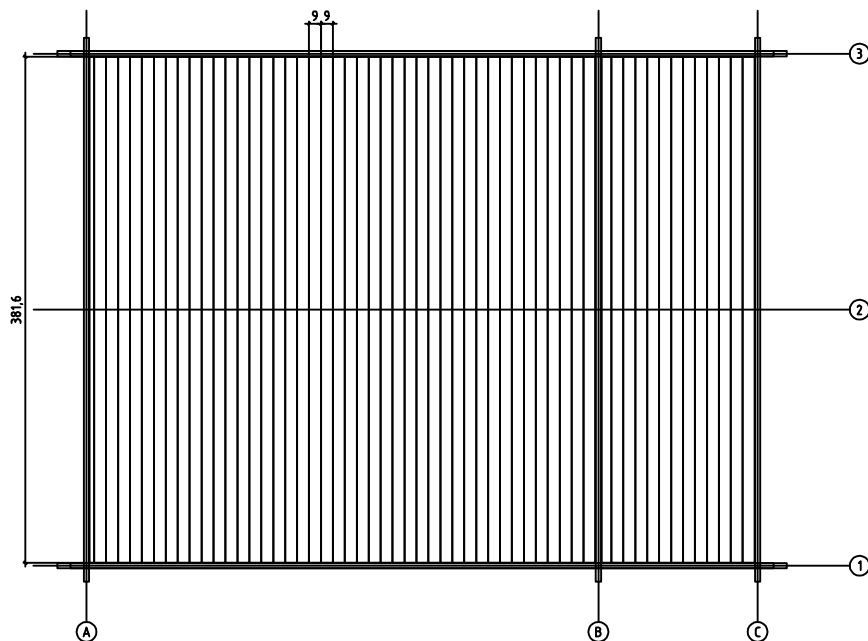




GROUNDPLAN - GRUNDPLAN - PLAN DE MASSE

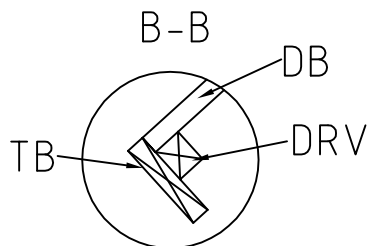
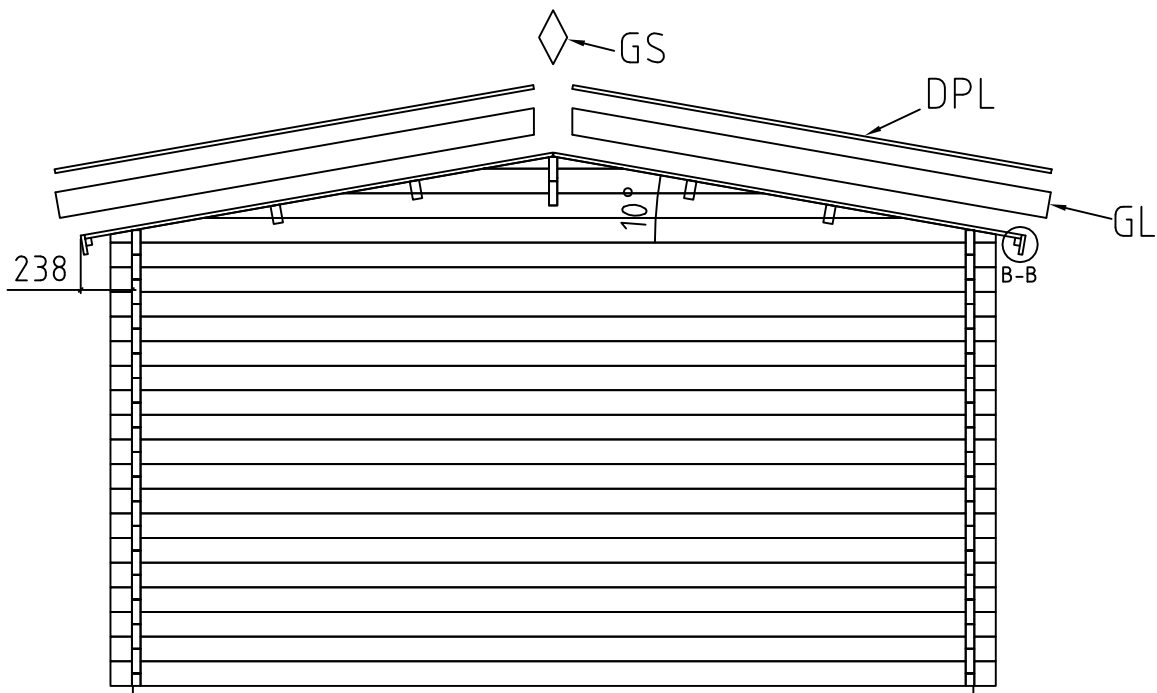
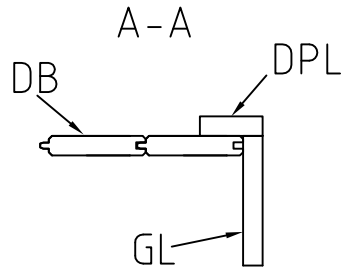


FOUNDATION - FUNDAMENT - FONDATION

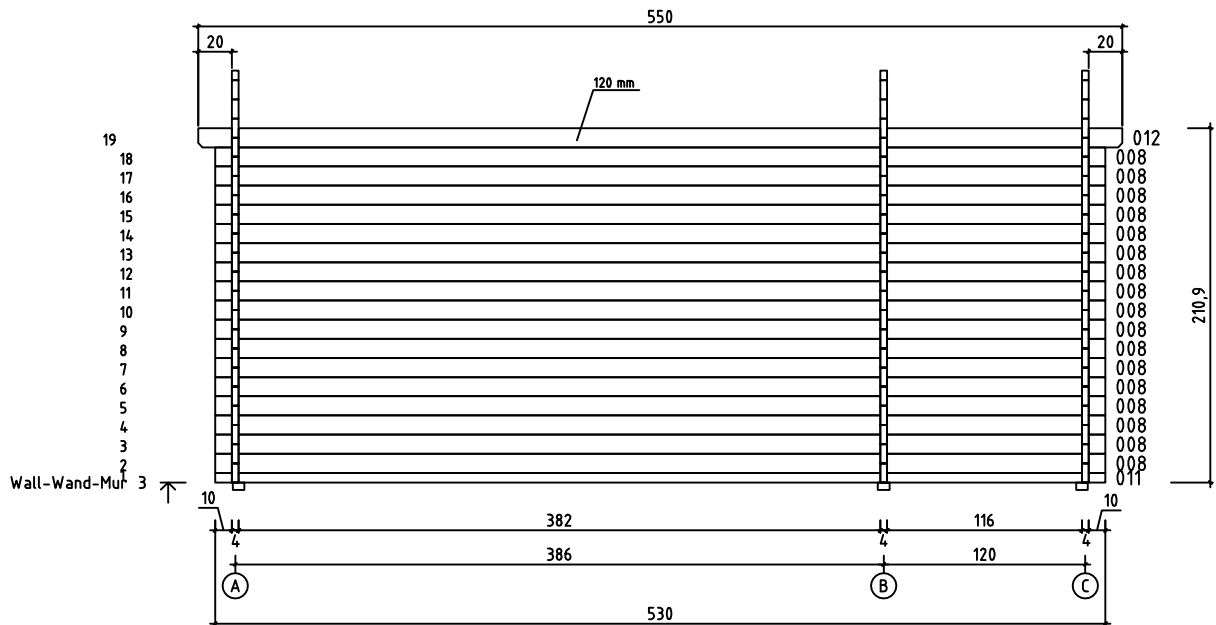
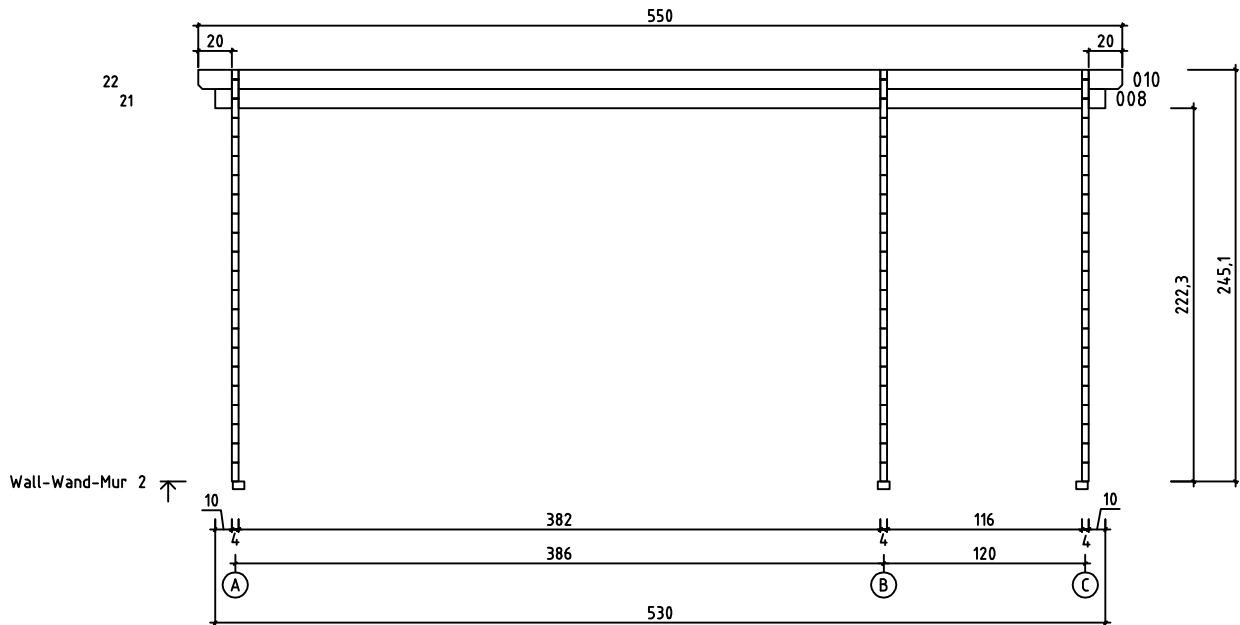
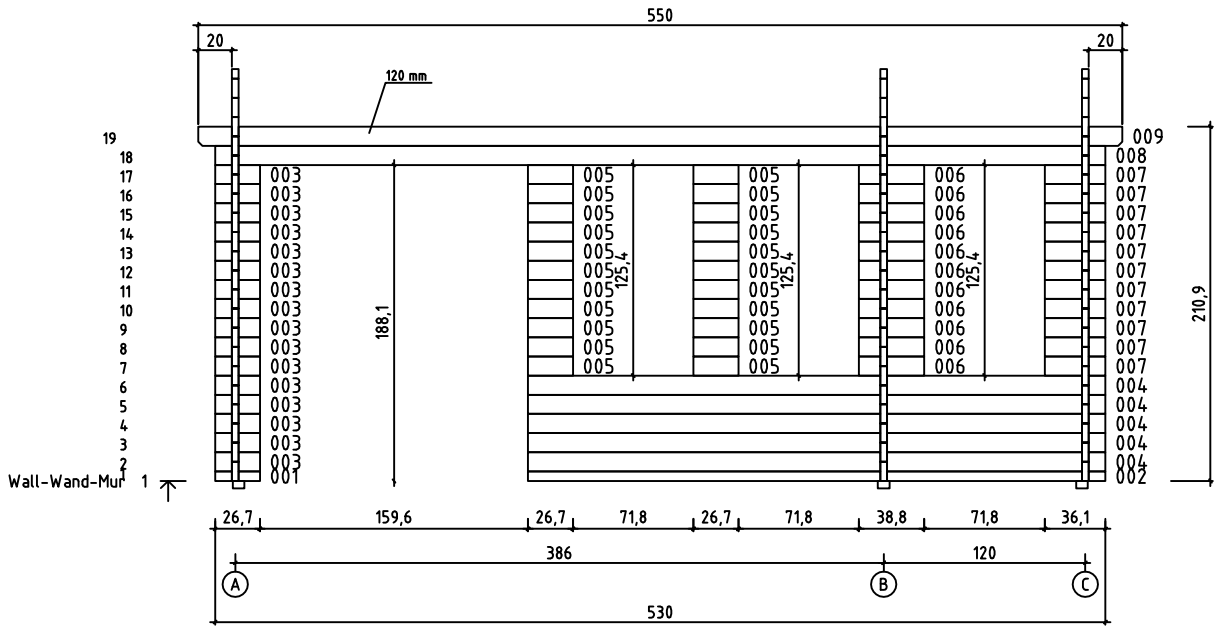












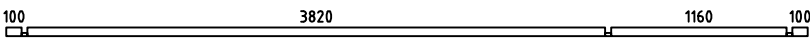

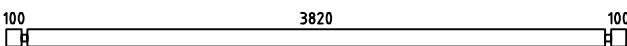

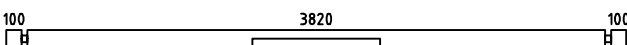
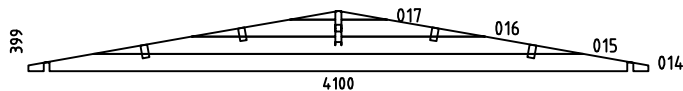





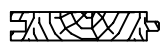


FLOOR BOARDS -
- FUSSBODENBRETTER -
- PLAN POSE PLANCHER

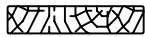


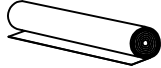





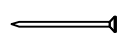
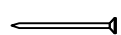








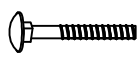




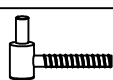
Art.Nr. 402411

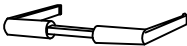

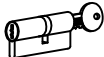




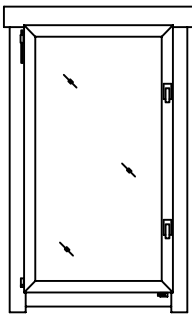
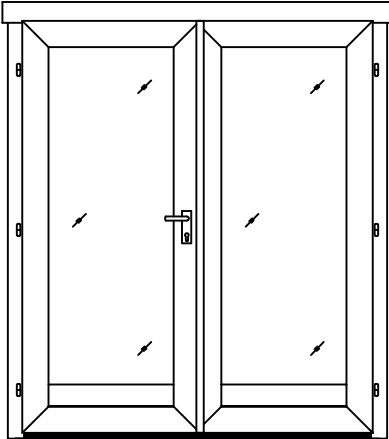
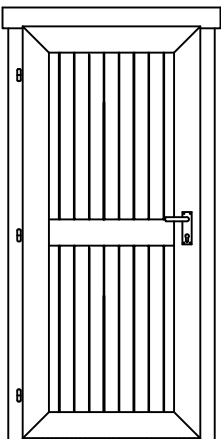


Art.Nr. 402411



Pos	15.02.2012	Piecelist - Stücklist - Liste des composants Art.Nr. 402411	6/8	Q.	P. (mm)	L. (mm)
001				1	40x57	267
002				1	40x57	3437
003				16	40x114	267
004				5	40x114	3437
005				22	40x114	267
006				11	40x114	388
007				11	40x114	361
008				19	40x114	5300
009				1	40x120	5500
010				1	40x114	5500
011				1	40x57	5300
012				1	40x120	5500
013				37	40x114	4100
018				32	40x114	1628
019				1	40x114	4100
WA-1 WB-1 WC-1				2		
IAR1		FOUNDATION - FUNDAMENT - FONDATION 		3	70x45	3890
IAR2		FOUNDATION - FUNDAMENT - FONDATION 		8	70x45	3770
IAR3		FOUNDATION - FUNDAMENT - FONDATION 		8	70x45	1110
APR1		ROOF BEAM - DACHBALKEN - PANNE DE TOIT 		4	44x140	5500
		FLOOR BOARDS - FUSSBODENBRETTER - LAME DE PLANCHER 		56	90x18	3816
DB		ROOF BOARDS - DACHBRETTER - VOLIGES 		124	90x18	2200
		FLOOR FILLET-FUSSBODENLEISTE - CORNIERE DE FINITION DU PLANCHER 			18x18	25.21
DPL		ROOFING FELT FILLET - DACHPAPPENLEISTE - - BAGUETTE DE FIXATION DU FEUTRE BITUMEUX 		4	18x58	2250

Pos	15.02.2012	Piecelist - Stücklist - Liste des composants Art.Nr. 402411	7/8	Q.	P. (mm)	L. (mm)
TB	EAVES BOARD - TRAUFBRETT - BANDEAU DE TOIT			2	18x90	5500
DRV	ROOF EDGE REINFORCEMENT - DACHRANDVERSTÄRKUNG - - CORNIERE DE RENFORT DE BORD DE TOIT			2	28x34	5500
SL	STORM PROTECTION - STURMLEISTE - - LATTE ANTI-TEMPETE			4	22x45	2000
	ROOFING FELT - DACHPAPPE - FEUTRE BITUMEUX			5		5600
GL	GABLE MOULDING - GIEBELLEISTE - - PLANCHE DE RIVE			4	18x120	2250
GS	GABLE SEGMENT-DECKBLATT - LOSANGE DE FINITION			2		
	HAMMER BLOCK - SCHLAGHOLZ - CALLE DE FRAPPE 40mm			1		
	SCREW FOR FUNDAMENT - SCHRAUBEN ZUR BEFESTIGUNG FUNDAMENT - - VIS POUR FONDATION			32	5x120	
	SCREW FOR 1. WALL BEAM - SCHRAUBE FÜR 1. BOHLENREIHE - - VIS DE FIXATION DES FONDATIONS			12	5x90	
	ZN NAIL FOR FLOOR - ZN NÄGEL FÜR FUSSBODENBRETTER - - CLOUS POUR PLANCHER			464	2x50	
	ZN NAIL FOR FLOOR FILLET - ZN NÄGEL FÜR FUSSBODENLEISTE - - POINTE POUR CORNIERE DE FINITION DU PLANCHER			50	1.4x40	
	SCREW FOR GABLE - SCHRAUBEN FÜR GIEBEL - VIS POUR FIXATION DES PIGNONS			6	5x120	
	SCREW FOR ROOF BEAMS - SCHRAUBEN FÜR DACHBALKEN - - VIS POUR PANNE DE TOIT			21	5x120	
	ZN NAIL FOR ROOF - ZN NÄGEL FÜR DACHBRETTER - - POINTE POUR TOIT			522	2x50	
	SCREW FOR EAVES BOARDS - SCHRAUBEN FÜR TRAUFBRETTER - - VIS DE FIXATION POUR BANDEAU DE TOIT			28	4x40	
	SCREW FOR ROOF EDGE REINFORCEMENT - SCHRAUBEN FÜR DACHRANDVERSTÄRKUNG - VIS POUR RENFORT DE BORD DE TOIT			28	4x40	
	SCREW FOR GABLE MOULDING - SCHRAUBEN FÜR GIEBELLEISTE - - VIS DE FIXATION POUR PLANCHE DE RIVE			28	3.5x50	
	ZN NAIL FOR ROOFING FELT FILLET - ZN NÄGEL FÜR DACHPAPPENLEISTE - POINTE POUR BAGUETTE FIXATION FEUTRE BITUMEUX			24	2x40	
	SCREW FOR GABLE SEGMENT - SCHRAUBEN FÜR DECKBLATT - - VIS POUR FIXATION LOSANGE DE FINITION			4	3.5x35	
	BOLT FOR STORM PROTECTION - BOLZEN FÜR STURMLEISTE - - VIS POUR LAME ANTI-TEMPETE			8		
	WASHER FOR STORM PROTECTION - DICHTSCHEIBE FÜR STURMLEISTE - - RONDELLE POUR LAME ANTI-TEMPETE			8		
	NUT FOR STORM PROTECTION - SCHRAUBENMUTTER FÜR STURMLEISTE - ÉCROU POUR LAME ANTI-TEMPETE			8		
	SCREW FOR DOOR JAMB - SCHRAUBE FÜR TÜRRAHMEN - - VIS DE FIXATION POUR MONTANT DE PORTE			4	5x90	
	SCREW FOR DOORSTEP - SCHRAUBEN FÜR SWELLE - - VIS DE FIXATION DU SEUIL DE PORTE			5	4.5x65	
	MALE BOLT HINGE FOR DOOR - TÜRRIEGEL - - PARTIE MALE DE CHARNIERE DE PORTE			6		

Pos	15.02.2012	Piecelist - Stücklist - Liste des composants Art.Nr. 402411	8/8	Q.	P. (mm)	L. (mm)
		DOOR HANDLE FITTINGS-TÜRGRIF - - GARNITURE DE POIGNÉE DE PORTE		2		
		SET OF DOOR LOCK COVERS - SCHLOSSBLENDEN - - SET DE GARNITURES DE SERRURE DE PORTE		2		
		CYLINDER -ZYLINDERSCHLOSS - CYLINDRE DE SERRURE		2		
		SCREW FOR FILLET - SCHRAUBE ZUR BEFESTIGUNG TÜRLEISTE - - VIS D'ASSEMBLAGE DU CADRE DE PORTE		5	3x30	
		WINDOW HANDLE FITTINGS-FENSTERGRIF - POIGNÉE D'OUVERTURE DE FENETRE		6		
		BOLT FOR WINDOW HANDLE FITTINGS - BOLZEN FÜR FENSTERGRIF BESCHLAG - BOULON POUR POIGNÉE D'OUVERTURE DE FENETRE		12		
		ROOFING NAILS FOR ROOFING FELT - NÄGEL FÜR DACHPAPPE - - POINTE DE FIXATION POUR FEUTRE BITUMEUX		266	2x17	
		WINDOW - FENSTER - FENETRE 710x1224		AK.1.100.PSV.e	3	
		DOOR - TÜR - PORTE 1588x1850		TUK.1.100.PVV.MMa	1	
		DOOR - TÜR - PORTE 835x1850		UL.2.100.IVV.MMa	1	