



Surf. au sol / Superf. interna netta/ Internal surface : 9,60 m<sup>2</sup>

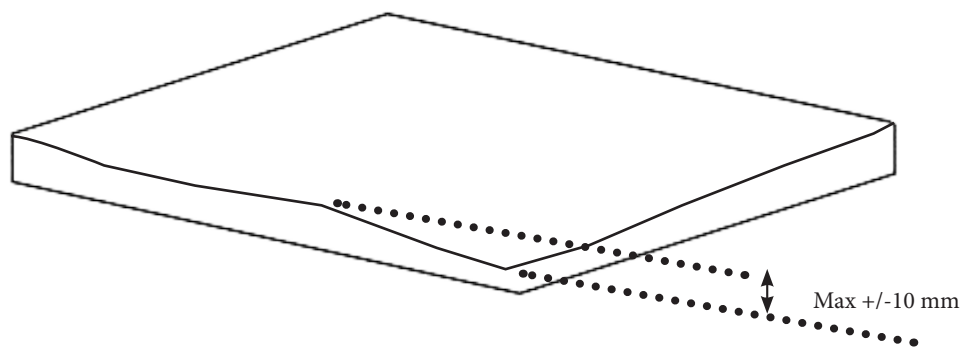
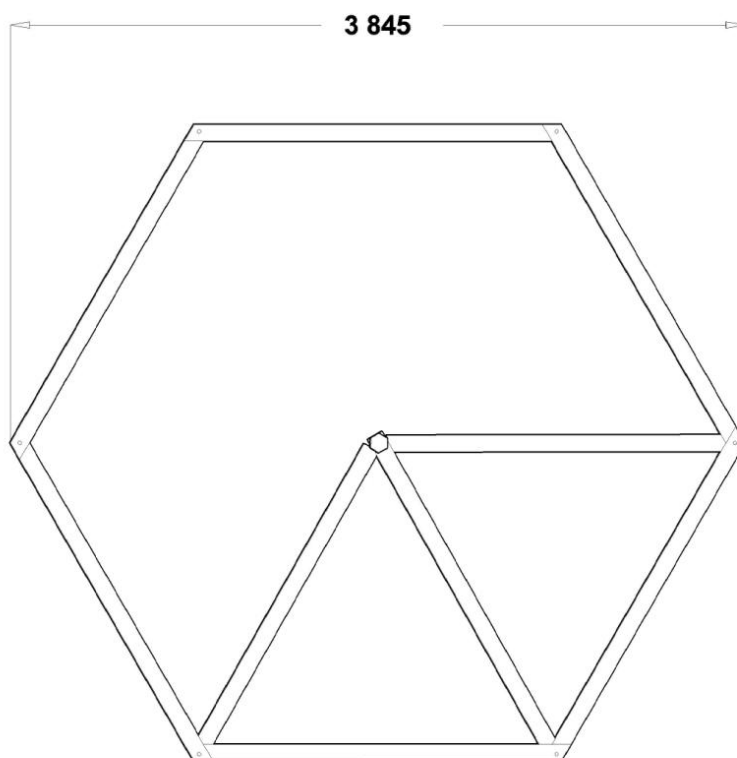
Pente de toit/ Pendenza tetto/ Roof slope : 13 °



Plan de soubassement PO H38

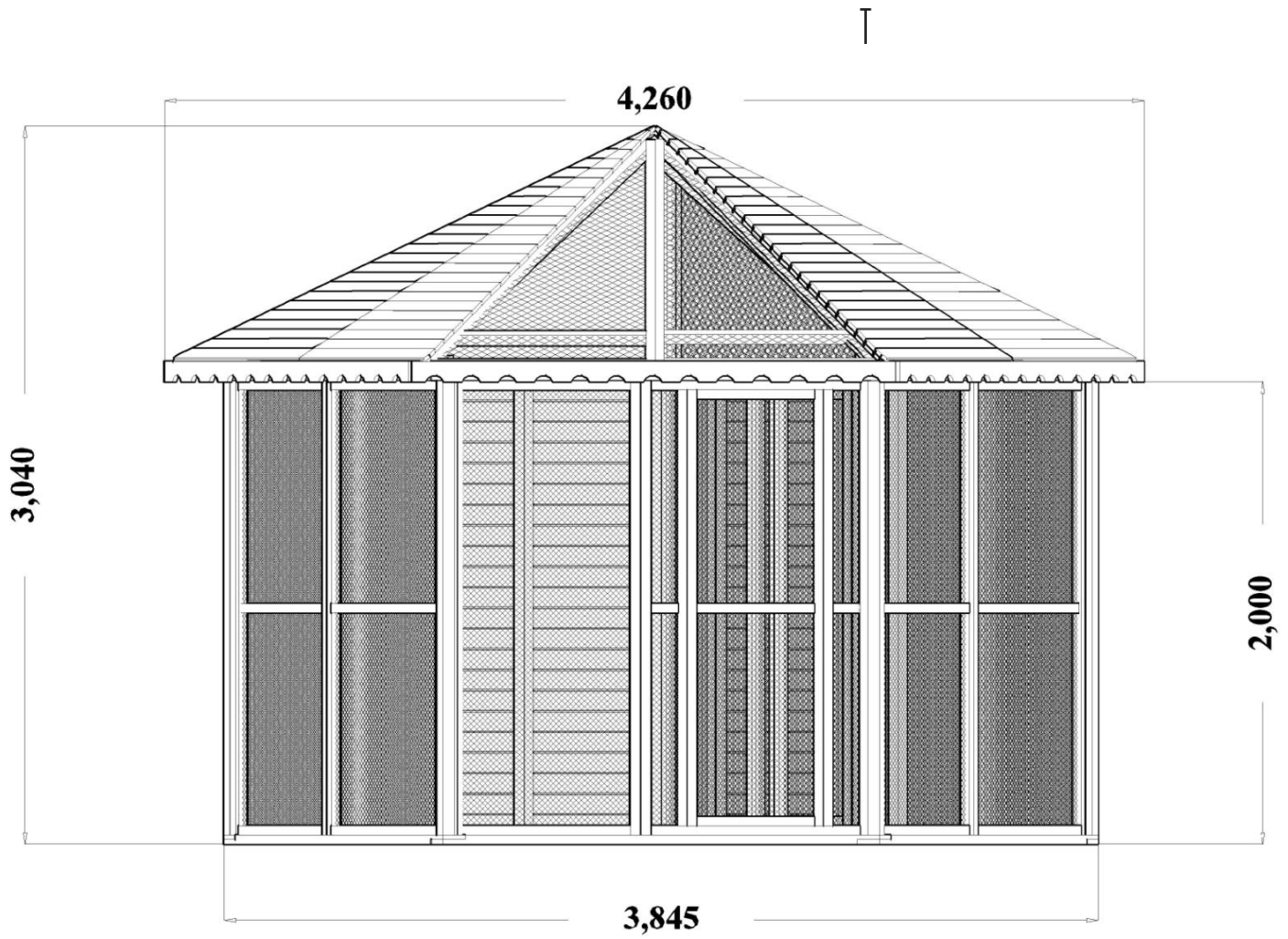
Piano di basamento PO H38

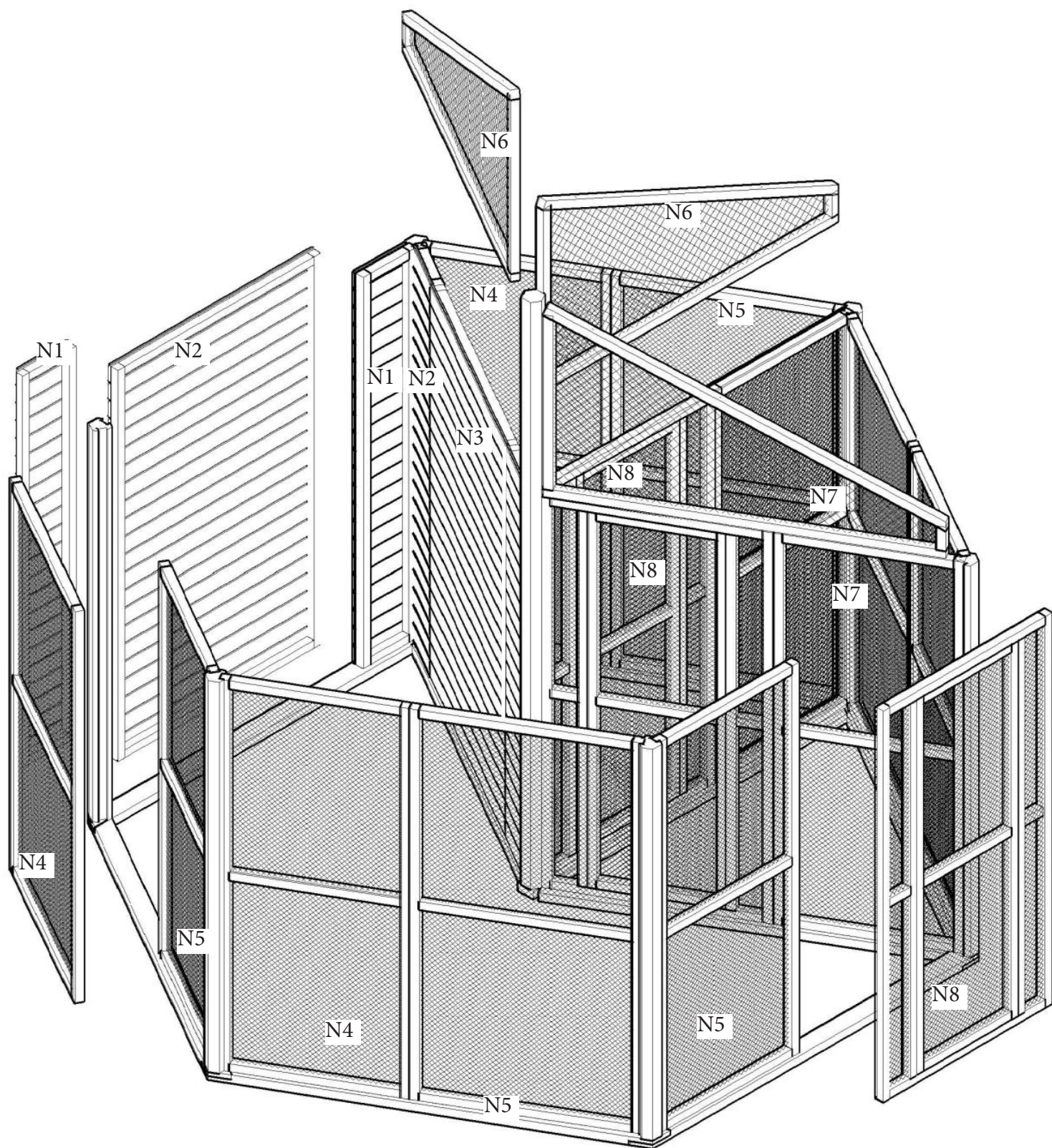
Basement plan PO H38



NOTICE DE MONTAGE  
 Istruzioni per l'installazione  
 Assembly instruction

réf. **PO H38**  
 ref. PO H38  
 ref. PO H38





						<b>Demande sav</b>	
<i>N°</i>	<i>REF</i>	<i>DES.</i>	<i>DIM ( mm)</i>	<i>QTE</i>		OBS	QTE
1	PP310.2000		2000X310	1+1			
2	PP1200.2000		2000X1200	2			
3	PP580.2000		2000X580	1			
4	PR1000.2000		2000X1000	4			
5	PR820.2000		2000X820	5			
6	PR1740.890		1740X890	3			
7	PR780.2000		2000X780	2			
8	PEP1000.2000		2000X1000	3			
10	GI1848.40		1848X40X40	2			
11	GI1773.40		1773X40X40	1			
12	GI2022.40		2022X40X40	6			
13	GS2022.86		2022X86	6			
14	ST2000.86		2000X86X86	6			
15	ST2900.86		2900X86X86	1			
16	T100.20		100X20	6			
17	T150.20		150X20	6			
18	D2129.90		2129X90	6			
19	SA2044.8		2048X8	6			
20	SA2255.70		2255X70	6			
21	SAP2000.8		2000X8	2			
22	SASF2000.16		2000X16	2			
23	SAF1820.16		1820X16	6			
24	FP2030.1048		2030X1048	5+5			
25	FR2030.1049		2030X1049	1+1			
26	QPOH 38			1			

**A compléter impérativement pour toute demande SAV et à envoyer par mail à [sav@foresta.fr](mailto:sav@foresta.fr) + photo des pièces abîmées (To be completed imperatively + Photo of damaged parts)**

	<b>PO H38</b>	<b>MAGASIN (STORE)</b>	
		<b>NOM (NAME) CLIENT</b>	
		<b>PRENOM(PRE.) CLIENT</b>	
		<b>TEL.</b>	

Colis(package) n° :

